PERGOLA ADDOSSATA
ISTRUZIONI DI MONTAGGIO

gen.2022

dim. 240x240 cm

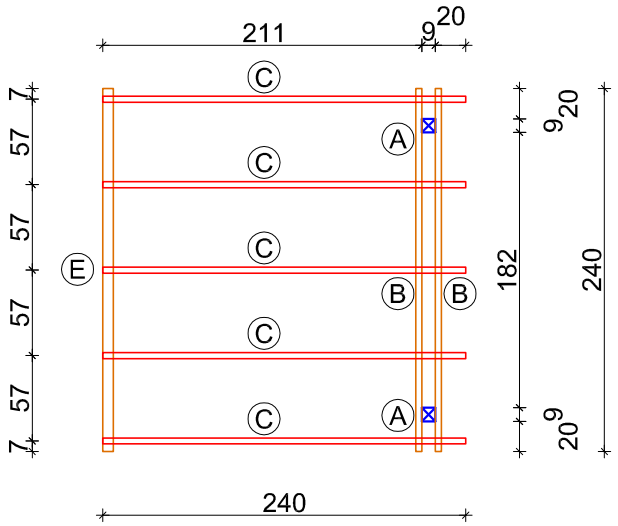

VISTA DALL'ALTO

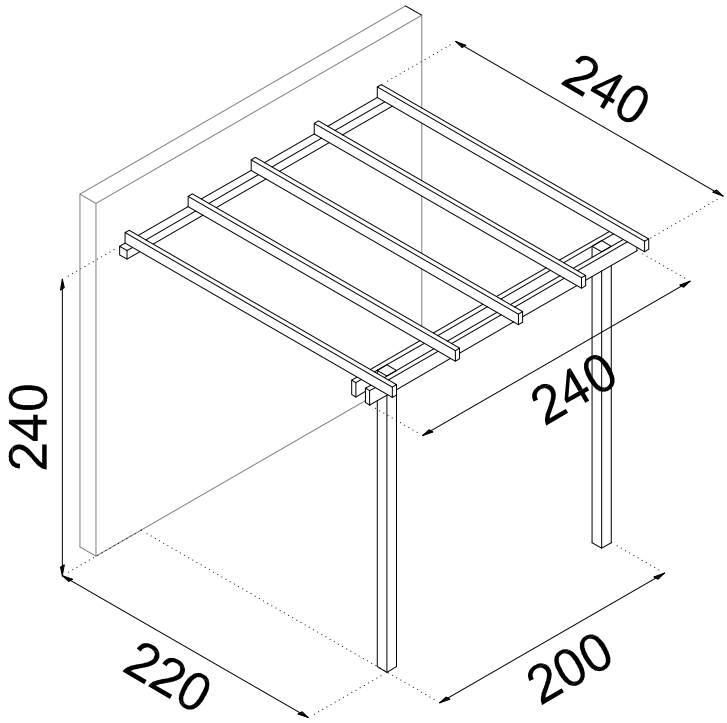

1. - fissaggio pilastri - banchine

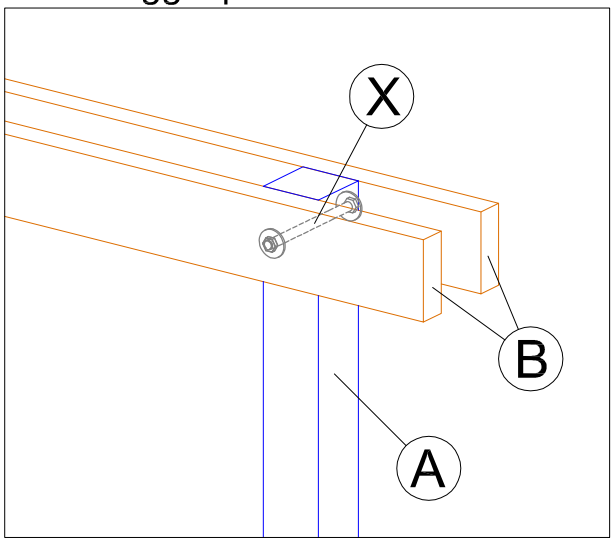

2. - fissaggio travetti - banchine

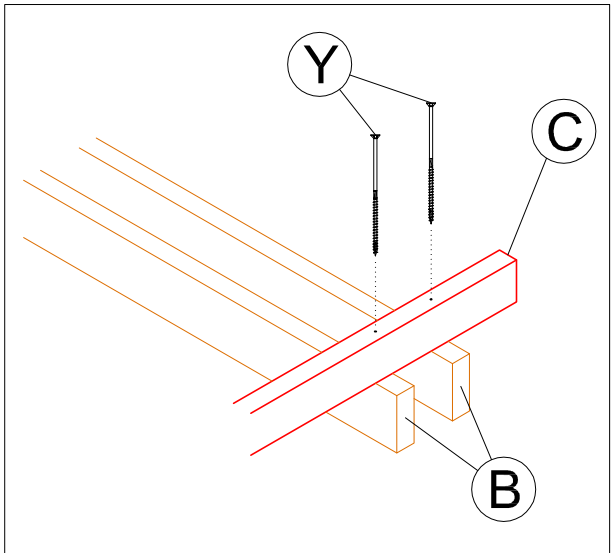

N.B.: prima di inserire le viti si consiglia di realizzare un preforo di un diametro inferiore alla vite stessa

3. - fissaggio travetti / trave secondaria

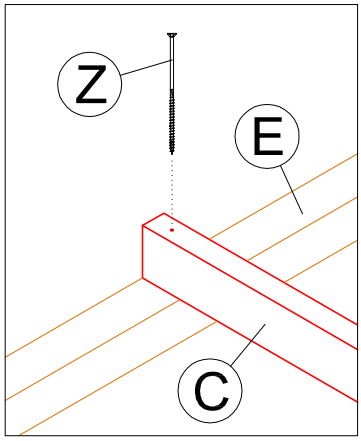

A	PILASTRI cm 9x9 x L 240/232 cm	nr. 02
B	BANCHINE cm 3,8x11,6 x L 240 cm	nr. 02
C	TRAVETTI cm 3,8x8,5 x L 240 cm	nr. 05
E	TRAVE A MURO cm 7x7 x L 240 cm	nr. 01
X	BULLONI Ø 12x180 mm + RONDELLE + DADI	nr. 02 + 04 + 02
Y	VITI Ø 6x160 mm	nr. 10
Z	VITI Ø 6x120 mm	nr. 05